



Remember 9-11-01

You may get more information on
Ithaca Gun® and register your new firearm's
warranty at; www.ithacagun.com

Ithaca Gun®

901 Rte. 34B
King Ferry, NY 13081
315-364-7171

Ithaca Gun®

MODEL 37™

Featherlight™

Owners Manual

Proudly Crafted in the USA



Ithaca Gun® Company, LLC
901 Rte. 34B
King Ferry, NY 13081
315-364-7171



Congratulations !

You have just bought the most reliable pump gun in America. Its light weight gave it the name Featherlight™ more than two million guns ago. It's still the lightweight that lets you travel farther, shoot quicker, finish the day fresher. Your Featherlight™ has butter-slick pump action, the shortest throw in America. And it's rugged.

Among the fine features of the Model 37™ that you have just purchased are:

- Bottom ejection
- Steel receiver, except on Ultra Featherlight™ models
- Steel trigger plate
- Rifled models offer fully rifled barrels and adjustable sights or a scope base
- Double reamed barrels for greater accuracy
- Barrel interchangeability (except Deerslayer® II& III)

Through your years of fun with your Featherlight™, use it with the safety of others in mind.

Remember to always treat your Model 37™ as if it is loaded.

This is important information on the operation, care, and function of your Ithaca Gun® Model 37 Shotgun. Read this booklet thoroughly and retain for future use. If you have any additional questions before using your gun call our customer service number at (315) - 364 - 7171. It is manned Monday thru Friday from 8:00 AM to 4:00 PM.

To activate your Warranty, mail this card to:
Ithaca Gun@Company, LLC
901 Rte. 34B
King Ferry, NY 13081

WARRANTY CARD—WARRANTY NOT VALID UNLESS CARD IS RETURNED

Serial Number	Model Number Model 37	Gauge Or Caliber	Date Of Purchase Month Day Year
Your Name (Please Print) Mr. Mrs. Miss		Dealer Name And Street Address	
Your Street Address		City—State	Zip Code

<p>IN WHICH AGE GROUP ARE YOU?</p> <p>Under 18 <input type="checkbox"/></p> <p>18-24 <input type="checkbox"/></p> <p>25-34 <input type="checkbox"/></p> <p>35-44 <input type="checkbox"/></p> <p>45-54 <input type="checkbox"/></p> <p>55-64 <input type="checkbox"/></p> <p>65 And Over <input type="checkbox"/></p> <p>IN WHAT SIZE COMMUNITY DO YOU LIVE?</p> <p>Under 2,500 <input type="checkbox"/></p> <p>2,500-25,000 <input type="checkbox"/></p> <p>25,001-100,000 <input type="checkbox"/></p> <p>100,001-500,000 <input type="checkbox"/></p> <p>500,001-1,000,000 <input type="checkbox"/></p> <p>Over, 1,000,000 <input type="checkbox"/></p> <p>WHAT IS YOUR PRIMARY OCCUPATION?</p> <p><input type="checkbox"/> Professional And Technical Sales, Sales Service Manager, Officials, Proprietors Craftsman, Foreman, Machine Operator Military Transportation Farmer Laborer or Foreman Non-Farm Laborer Farm Owner Or Manager Clerical Student Other</p>	<p>WHICH EDUCATION LEVEL HAVE YOU ATTAINED?</p> <p>Grade School Or Less <input type="checkbox"/></p> <p>Some High School <input type="checkbox"/></p> <p>High School Graduate <input type="checkbox"/></p> <p>Some College <input type="checkbox"/></p> <p>College Graduate <input type="checkbox"/></p> <p>Some Post Graduate <input type="checkbox"/></p> <p>IN WHICH INCOME GROUP ARE YOU?</p> <p>Under \$10,000 <input type="checkbox"/></p> <p>\$10,000-\$20,000 <input type="checkbox"/></p> <p>\$20,000-\$30,000 <input type="checkbox"/></p> <p>\$30,000-\$40,000 <input type="checkbox"/></p> <p>\$40,000-\$50,000 <input type="checkbox"/></p> <p>\$50,000-\$60,000 <input type="checkbox"/></p> <p>\$60,000-Over <input type="checkbox"/></p> <p>TYPE OF STORE WHERE PURCHASED</p> <p><input type="checkbox"/> Sporting Goods <input type="checkbox"/> Hardware <input type="checkbox"/> Dept. Or Variety <input type="checkbox"/> Gun Specialty <input type="checkbox"/> Auto Supply <input type="checkbox"/> Military <input type="checkbox"/> Discount Store <input type="checkbox"/> Other</p> <p>DID YOU PURCHASE FROM?</p> <p><input type="checkbox"/> Dealer's Display <input type="checkbox"/> Factory Sealed Box <input type="checkbox"/> CURRENTLY OWN?</p>	<p>WHAT WILL BE YOUR MAIN USE OF THIS FIREARM? Please check one only.</p> <p><input type="checkbox"/> Small Game Hunting <input type="checkbox"/> Water Fowl Hunting <input type="checkbox"/> Deer Hunting <input type="checkbox"/> Varmint Shooting <input type="checkbox"/> Trap <input type="checkbox"/> Skeet <input type="checkbox"/> Other Target Shooting <input type="checkbox"/> Other (Specify)</p> <p>HOW LONG SINCE LAST PURCHASE OF A GUN?</p> <p><input type="checkbox"/> First Firearm <input type="checkbox"/> 0-12 Months <input type="checkbox"/> 1-2 Years <input type="checkbox"/> 2-3 Years <input type="checkbox"/> More Than 3 Years</p> <p>YOUR REASON FOR BUYING AN ITHACA</p> <p><input type="checkbox"/> Price <input type="checkbox"/> Quality <input type="checkbox"/> Prior Use <input type="checkbox"/> Recommended By Dealer <input type="checkbox"/> Recommended By Friend <input type="checkbox"/> Features <input type="checkbox"/> Saw An Advertisement <input type="checkbox"/> Saw Descriptive Literature <input type="checkbox"/> Read Magazine Article</p> <p>DID YOU PURCHASE ANY OTHER PRODUCTS? Cases, etc.</p> <p><input type="checkbox"/> Yes <input type="checkbox"/> No If yes what? Please give brand name.</p>
--	--	---

1. Rifles
2. Shotguns
3. Rifles
4. Shotguns

CUT HERE



Limited Warranty

THIS "LIMITED WARRANTY" HAS BEEN DRAFTED TO COMPLY WITH THE MAGNESON-MOSS WARRANTY FEDERAL TRADE COMMISSION ACT.

Ithaca Gun® Co., LLC, warrants this firearm was manufactured free of defects in material or workmanship; and for a period of three (3) years after the date of purchase, the Manufacturer agrees to correct by repair or replacement (with the same or comparable quality model) your firearm. A service and/or handling charge may be made. Return pre-paid to Ithaca Gun® Co., LLC, Attn: Service Department, 901 Route 34B, King Ferry, New York 13081.

THIS WARRANTY IS VOID IF THE FIREARM HAS BEEN ABUSED, MISUSED, DAMAGED BY ACCIDENT, FIRED WITH HAND LOADED AND/OR RELOADED OR IMPROPER AMMUNITION OR OBSTRUCTION IN THE BARREL, OR DAMAGED BY FAILURE TO PROVIDE REASONABLE AND NECESSARY MAINTENANCE. THIS WARRANTY DOES NOT APPLY TO NORMAL WEAR OF ANY PARTS, INCLUDING METAL, WOOD, PLASTIC, RUBBER AND OTHER MATERIALS, SURFACE FINISH OR IF UNAUTHORIZED REPAIR AND/OR ALTERATION HAS BEEN PERFORMED.

The terms of the Warranty cannot be changed except in writing by the manager of Ithaca Gun® Co., LLC.

Wholesalers and Dealers are not authorized to make any warranty repair or adjustment on behalf of Ithaca Gun® Co., LLC. This Warranty gives only the original retail purchaser specific legal rights; other rights may also be available which may vary from state to state.

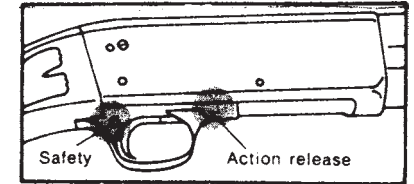
Should service be required for this firearm, please return, giving full details of the defect or malfunction, stating date of purchase and dealer from whom the firearm was purchased, along with a copy of your sales receipt.

**ITHACA GUN® CO., LLC, 901 Route 34B, King Ferry,
New York 13081 (315)364-7171**

NOTE: Your Ithaca Gun® Model 37™ has been treated with protective oils during shipping. When you receive your Model 37™ it should be thoroughly cleaned before use. To disassemble for cleaning follow these instructions.

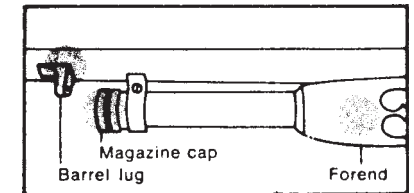
Disassembly for cleaning (except Deerslayer® II& III)

1. With the safety on, keeping the barrel pointed in a safe direction, press back on the action release and pull forend back to open the action and determine that the Model 37™ is unloaded.



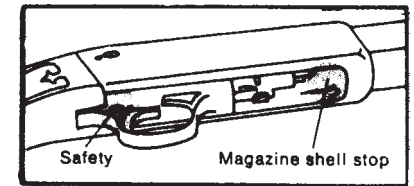
2. Disengage the magazine nut from barrel lug by turning it clockwise onto the magazine tube.

3. Remove barrel from receiver by turning barrel ¼-turn counter clockwise causing the lug to project to the right and the threads to disengage then pull the barrel forward and out of the receiver.



3. Clean the interior of the barrel with a quality gun solvent and a patch.

If your Model 37 is camouflaged be sure to use a solvent which is compatible with this coating.



Assembly

1. Press back on action release, pull forend back, insert barrel into receiver with barrel lug projecting to the left.
2. Turn barrel ¼-turn to right so lug is in contact with magazine nut.
3. Turn magazine nut to left until contact is made with barrel lug and barrel is tight with receiver.

NOTE: Do not use excessive force when tightening magazine nut. Do not operate action with barrel removed.

Deerslayer® II& III models have fixed barrels and must be cleaned with barrels attached.

1. With the safety on, keeping the barrel pointed in a safe direction, press back on the action release and pull forend back to open the action and determine that the Model 37™ is unloaded.
2. Clean the interior of the barrel with a quality gun solvent and a patch.

If your Model 37 is camouflaged be sure to use a solvent which is compatible with the coating.

Storage

If your Model 37™ is going to be stored for an extended period of time, re-oil all interior and exterior surfaces with a quality gun oil.

If your Model 37™ is camouflaged be sure to use a gun oil which is compatible with this coating.

Loading and Unloading

Whenever you handle your Model 37™ always treat it as if it is loaded. Always keep the barrel pointed in a safe direction.

1. To load put safety on “safe” position so that the red indication is not visible by pushing from left to right. (Reverse this for left-handed safety.)
2. To load magazine, close action by pushing forend forward into the locked position.
3. Place shell in bottom opening and push forward past shell stop. Repeat until magazine takes 4 rounds of 2-3/4” shells or 3 rounds of 3” shells, (without plug).
4. Press action release, pull forend fully to the rear to release shell from magazine, then push forward until it locks in the battery position.
5. An additional shell may now be placed in the magazine for full capacity.
6. To unload magazine, press down on magazine shell stop.
7. To unload chamber, push action release and pull forend fully to the rear ejecting the shell onto the ground.

NOTE: The Model 37™ Featherlight™ in 12 ga. and 20 ga. is chambered for 3" ammunition. However, 2-3/4" ammunition can be safely used. CAUTION - It is not recommended to fire 3" ammunition in the Ultra Featherlight™ models because of the heavy recoil. (The Ultra Featherlight™ includes ‘ULT’ as part of the serial number.)

Care and Maintenance

1. Always remove barrel from receiver and clean from breech end. (except Deerslayer® II& III)
2. An occasional cleaning of the action is recommended using a light coating of oil.

DO NOT OVER-OIL ACTION PARTS.

3. If action takedown should ever be required, use a qualified gunsmith or return to Ithaca Gun® Company, LLC.

Migratory Bird Plug

To install the 3-shot Federal Migratory Bird Law plug, follow the instructions in the Disassembly section to remove the barrel, unscrew and remove magazine nut, then remove magazine spring. Place whole plug inside spring. Making sure magazine cup is in magazine, replace spring, plug, and magazine cap. Reassemble using instructions in this manual.

SPECIFICATIONS

FEATHERLIGHT™ Gauge: 12 or 20 Chamber: 3"
Specifications Stock Length: 14" Weight: 6 ¾ to 7 lbs.

FEATHERLIGHT™ Gauge: 16 Chamber: 2 ¾"
specifications Stock Length: 14" Weight: 6 ¾ to 7 lbs.

Ultra Featherlight™ models weigh approximately 1-1/2 lbs. less
Deerslayer® III models weigh 9-1/2 to 10-1/2 lbs.
Youth Models have a 12-3/4” Stock Length